









**Appendix 2      The questionnaire**





**Are people with learning difficulties accessing the BBC services?**

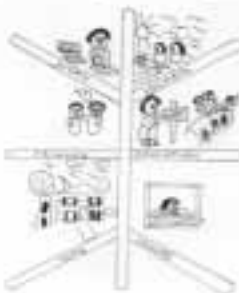
The BBC is currently looking at ways in which it can improve its services for people with learning difficulties. In order to help us to do this, we would be grateful if you could answer the questions below.

(5)	<b>Q1</b>	<b><u>About you</u></b>
1	a	 Man _____
2	B	 Woman _____
		
(6)(7)(8)	<b>Q2</b>	  Your town _____


(9)	<b>Q3</b>	<b>What is your race?</b> Please tick ✓ the answer below that best describes you. Tick ✓ 1 box only.	✓
1	Black (British, African, African-Caribbean)		
2	Asian (British, Indian, Bangladeshi, Pakistani, Sri Lankan)		
3	White (British, European, Irish)		
	Other (Please write as much as you like)		

(10)	<b>Q4</b>	<b>How old are you?</b> Please tick ✓	✓
			
1	16 – 24		
2	25 – 34		
3	35 – 44		
4	45 – 54		
5	55 – 64		
6	65+		


(11)	Q5	<p><b>Where do you live?</b> Please tick ✓ the answer below that best describes you.  <b>Tick ✓ 1 box only</b></p> 	✓
1		Independently in your own home	
1		With a partner	
2		On your own in a supported housing scheme	
2		Independent living centre (group home)	
3		At home with your parents / family	
4		In a residential care home	
4		In a hospital	
		Other ( <i>Please say</i> )	

(12)	<p><b>Q6 What do you do during the day time?</b> <i>Tick ✓ as many as you like.</i></p> 	
	<b>Activity</b>	✓
1	School	
1	College	
1	Employment Training	
2	Day centre	
3	Arts centre	
3	Sports centre	
4	Work full-time for money	
5	Work part-time for money	
6	Work as a volunteer	
7	Stay at home	
	Other (please say)	


## Television

(13)	<b>Q7</b>	<b>Do you watch television? Please tick ✓.</b> <div style="text-align: right; margin-top: 20px;">  </div>	✓
1		Yes	
2		No <small>(please go to question 16)</small>	


(14)	<b>Q8</b>	<b>Do you have your own TV to watch? Please tick ✓.</b>	✓
1		Yes	
2		No	

(15)	<b>Q9</b>	<b>When during the day do you watch TV? Please tick ✓ as many as you like.</b> <div style="text-align: center; margin-top: 20px;">  </div>	✓
1		Mornings	
2		Afternoons	
3		Evenings	
4		Night time (11 pm to 6 am)	








(16)	<b>Q10</b>	<b>When do you watch most TV?</b> Tick ✓ the answer below that best describes you. <b>Tick 1 box only.</b>	✓
1		Week days only (Monday, Tuesday, Wednesday, Thursday, Friday)	
2		Weekends only (Saturday and Sunday)	
3		Both week days and weekends	












(17)	<b>Q11</b>	<b>How much TV do you watch in a day?</b> Tick ✓ the answer below that best describes you. <b>Tick 1 box only.</b>	✓
			
1		Less than 2 hours a day	
2		3 to 4 hours a day	
3		5 – 7 hours a day	
4		8 hours or more a day	


(18)	<b>Q12</b>	<b>Who decides what to watch?</b> Tick ✓ <b>1 box only.</b>	✓
1		I decide	
2		Some else decides	
3		A mixture of the 2 above	




(19)	Q13	<p><b>How do you find out what is on TV?</b> Tick ✓          ✓ the answer that describes you best. Tick ✓          ✓ <b>1 box only.</b></p> <div style="text-align: center;">  </div>	✓
1		I know when my favourite programme is on	
2		I ask someone else/Someone else tells me what's on	
3		I look at the listings magazines e.g. the Radio Times.	
3		From the newspaper	
4		From the programmes listings on the TV e.g. Teletext, Electronic Programming guide	
4		I look up what is on the TV on the internet	
5		I just turn it on and watch whatever's on	
6		I switch channels until I find something I want to watch	
		Other (please say)	




(20)	(21)	<b>Q14</b>	<p><b>Please name your favourite TV programmes.</b> <i>Write down as many as you like or as few as you like.</i></p> 
1		<b>1</b>	
2		<b>2</b>	
3		<b>3</b>	
4		<b>4</b>	
5		<b>5</b>	
6		<b>6</b>	
7		<b>7</b>	
8		<b>8</b>	
	1	<b>9</b>	
	2	<b>10</b>	
	3	<b>11</b>	
	4	<b>12</b>	
	5	<b>13</b>	
	6	<b>14</b>	
	7	<b>15</b>	



(22)	Q15	<b>What types of TV programmes do you like watching? Tick <math>\checkmark</math> no more than 5.</b>	$\checkmark$
1		The News 	
2		Local News (things that have happened in your part of the country only, including travel information & weather) 	
3		Sport 	
4		Documentaries (programmes about real life) 	
5		History programmes 	
6		Wildlife programmes (about animals) 	
7		Holiday programmes 	
8		Cookery programmes 	

1		D.I.Y. programmes	
2		Gardening	
3		Music	
4		Game/quiz shows	
5		Comedy	
6		Cartoons	
7		Soaps	
8		Hospital drama	
	1	Police drama	
	2	Films	
	3	Reality TV (Big Brother, I'm a Celebrity – get me out of here)	
	4	Other (please say)	

(25)	<b>Q16</b>	<b>Do you have any of the following?</b> <i>Please tick ✓ if you do.</i>	✓
			
1		Video recorder	
2		DVD	

(26)	<b>Q17</b>	<b>Do you use your video recorder or DVD recorder for the following?</b> <i>Please tick ✓ if you do.</i>	✓
			
1		For recording programmes when you are out 	
1		For recording one programme while watching another programme 	
1		For recording programmes that you can watch on a different time than when they are on	
2		For watching pre-recorded videos or DVDs (bought in a shop or rented)	


(27)	<b>Q18</b>	<b>Do you watch any of the following on pre-recorded (bought/rented) videos or DVD? Please tick √.</b>	√.
1		Films 	
2		Music 	
3		Educational programmes 	
4		Other	


(28)	<b>Q19</b>	<b>Do you have the following? Please tick √.</b>  	√
1		Sky -satellite dish	
2		Cable – e.g. NTL, Telewest	
3		Freeview – set top box	

(29)	<b>Q20</b>	<b>What are your favourite TV channels if you have any?</b>
1	1	
2	2	
3	3	
4	4	
5	5	
6	6	
7	7	
8	8	






## Radio




(30)	<b>Q21</b>	<b>Do you listen to the radio?</b> <i>Please tick</i> ✓.	✓
			
1		Yes	
2		No <small>(please go to question 32)</small>	




(31)	<b>Q22</b>	<b>Do you have a radio you can listen to on your own?</b> <i>Please tick</i> ✓.	✓
			
1		Yes	
2		No	


(32)	<b>Q23</b>	<b>When during the day do you listen to the radio?</b> <i>Please tick</i> ✓ as many as you like.	✓
			
1		Mornings	
2		Afternoons	
3		Evenings	
4		Night time (11 pm to 6 am)	


(33)	<b>Q24</b>	<b>When do you listen to the Radio?</b> <i>Tick</i> <input checked="" type="checkbox"/> <i>the answer that best describes you from the below. Tick 1 box only.</i>	<input checked="" type="checkbox"/>
1		<b>Week days only</b> (Monday, Tuesday, Wednesday, Thursday, Friday)	
2		<b>Weekends only</b> (Saturday and Sunday)	
3		<b>Both week days and weekends</b>	


(34)	<b>Q25</b>	<b>How much do you listen to the Radio in a day?</b> <i>Please tick</i> <input checked="" type="checkbox"/> <i>the answer below that best describes. Tick 1 box only.</i>	<input checked="" type="checkbox"/>
		    	
1		<b>Less than 2 hours a day</b>	
2		<b>3 – 4 hours a day</b>	
3		<b>5 – 7 hours a day</b>	
4		<b>8 hours or more a day</b>	





(35)	<b>Q26</b>	<b>Who decides when to listen to the radio?</b> <i>Tick</i> <input checked="" type="checkbox"/> <i>1 box only.</i>	<input checked="" type="checkbox"/>
		  	
1		<b>I decide</b>	
2		<b>Someone else decides</b>	
3		<b>A mixture of the 2 above</b>	



(36)	Q27	<p><b>How do you decide what to listen to on the radio?</b> Tick ✓ the answer below that describes you best. Tick ✓ 1 box only.</p> <div style="text-align: center;">    </div>	✓
1		I know when my favourite programme is on	
2		I ask someone else/Someone else tells me what is on.	
3		I just turn on the radio and listen to whatever is on	
4		I change stations until I find something I want to listen to	
5		I look at listings magazines e.g. the Radio Times	
5		From the Newspaper	
6		From the programmes listings on the TV e.g. Teletext, Electronic Programming guide	
6		I look what is on the radio up on the internet	
7		Other (please say)	

(37)	(38)	(39)	Q28	What radio stations do you listen to regularly? Tick ✓ as many as you like.	✓
					
1				Radio 1	
2				Radio 2	
3				Radio 3	
4				Radio 4	
5				Radio 5 Live	
6				World Service	
7				1Xtra	
8				Radio 6 Music	
	1			Radio 7 Comedy	
	2			Asian Network	
	3			Five Live Sport Extra	
	4			BBC Local Radio	
	5			Local Commercial Radio – has adverts e.g. Capital Radio	
	6			talkSPORT	
	7			Classic FM	
	8			Jazz FM	
		1		Choice FM	
		2		Heart FM	
		3		Virgin AM	
		4		Other(please say)	

(40)	Q29	<b>Do you listen to music on the radio?</b> <i>Please tick √.</i>	√
			
1		Yes	
2		No (please go to question 31)	

(41)	(42)	<b>Q30 What type of music do you listen to?</b> <i>Please tick √ as many as you like</i>	√
			
1		Rock music	
2		Pop music	
3		Classical music	
4		Country and Western music	
5		Folk music	
6		Blues	
7		Religious music (Gospel, hymns)	
8		Jazz music	
	1	Soul music	
	2	Rap/Hip Hop	
	3	Reggae music	
	4	World music	
	5	Other ( <i>please say</i> )	






(43)	(44)	<b>Q31</b>	<b>Apart from music, what other types of programmes do you like listening to on the radio?</b> <i>Please tick ✓ 5 only.</i>	✓
1			The News 	
2			Local News (things that have happened in your part of the country only, including Travel & Weather) 	
3			Sport 	
4			Talk radio e.g. LBC, BBC Radio 4 and BBC London Live 	
5			Phone in shows	
6			Magazine Programmes e.g. Woman's hours, You and Yours	
7			Plays 	
8			Gardening 	
	1		Quiz shows 	
	2		Comedy 	
	3		Soaps e.g. The Archers 	

(45)	(44) 4	Documentaries (programmes about real life)		
	5	History		
	6	Interviews with Celebrities e.g. Desert Island Discs		
	7	Interviews with Politicians e.g. Tony Blair the Prime Minister		
	8	Programmes about health issues		
1		Other (please say)		














## The internet

(46)	Q32	<b>Do you use the internet/world wide web?</b> <i>Please tick √.</i>	√
1		Yes	
2		No <small>(please go to question 36)</small>	

(47)	Q33	<b>Where do you use it?</b> <i>Tick all that apply √.</i>	√
1		At home 	
2		In School/college 	
3		At a day centre/social group 	
4		In an internet café 	
5		At work 	
		Other(please say)	

(48)	<b>Q34</b>	<b>Does anyone help you to use the internet?</b> <i>Please tick ✓.</i>	✓
1		Nobody – I can use it myself	
2		My family/friends/Partner	
3		My support worker	
4		Staff at school/college	
5		Staff at the internet cafe	
		Somebody else	





(49)	<b>Q35</b>	<b>Do you use the internet for the following?</b> <i>Please tick ✓ as many as you like.</i>	✓
1		To send and receive e-mails	
2		Information about your hobbies 	
3		Health information	
4		Disability information 	
5		Political information	
6		Sport information 	
7		Educational information 	
8		To watch TV 	







(50) 1	(51)	News (including weather & travel information)	
2		Celebrity gossip (Pop Stars, Film Stars)	
3		To Listen to music	
4		To listen to radio programmes	
5		Information on what's on at the Cinema	
6		Holidays	
7		Shopping	
8		On-line chat rooms	
	1	To play games	
	2	To look at job opportunities	
	3	Other (please say)	

## The BBC website



(52)	Q36	<b>Have you ever visited the BBC website? Please tick √.</b>	√
1		Yes	
2		No (please go to question 38)	


(53)	(54)	Q37	<b>What kind of things do you Look at on the BBC website? Please tick √.</b>	√
1			To send e-mails to the BBC	
2			Information about your hobbies 	
3			Health Information	
4			Disability 	
5			Political Information	
6			Sport 	
7			Education 	
8			Watch BBC TV programmes on-line 	

(53)	(54) 1	The News (including weather & travel information)	
	2	Celebrity Gossip (Pop stars, Film Stars)	
	3	Music	
	4	Listen to BBC Radio programmes	
	5	Information about TV/Radio programmes	
	6	Holidays	
	7	Shopping at the BBC Shop	
	8	BBC chat rooms	
1		To play games	
2		To look at job opportunities at the BBC	
3		Other (please say)	

## ACCESS


(56)	<b>Q38</b>	<b>Have you ever tried to take part in phone in programmes? Please tick <math>\checkmark</math>.</b>	$\checkmark$
			
1		Yes	
2		No (please go to question 43)	

(57)	<b>Q39</b>	<b>Do you remember the name of the programme? If so please write the programmes name/s in the space below.</b>	$\checkmark$
1			
2			
3			

(58)	<b>Q40</b>	<b>Did you get through to the Phone in programmes? Please tick <math>\checkmark</math></b>	$\checkmark$
			
1		Yes	
2		No	


(59)	<b>Q41</b>	<b>Did you get on air?</b> <i>Please tick ✓</i>	✓
			
1		Yes	
2		No	

(60)	<b>Q42</b>	<b>Were you happy with the way you were treated?</b> <i>Please tick ✓</i>	✓
			
1		Yes	
2		No	

(61)	<b>Q43</b>	<b>Have you ever tried to contact TV or Radio to get information on programmes?</b> <i>Please tick ✓.</i>	✓
			
1		Yes	
2		No (please go to the end of the questionnaire)	

(62)	<b>Q44</b>	<b>Do you remember the names of the TV or Radio stations that you have tried to contact? If so please put it in the space below.</b>	√
1			
2			
3			

(63)	<b>Q45</b>	<b>Did you get the information you wanted? Please tick √.</b>	√
1		Yes	
2		No	

(64)	<b>Q46</b>	<b>Were you happy with the way you were treated? Please tick √</b>	√
			
1		Yes	
2		No	

This is the end of our questionnaire, thank you for your time and for taking part in this study!

## 2.1 The invitation letter

Dear

The BBC is doing some research with people with learning difficulties. The BBC wants to discover whether people with learning difficulties are watching or listening to our programmes; and which TV and Radio programmes are currently watched or listened to by people with learning difficulties.



The research will be in three parts.

1) A questionnaire



2) Discussions in small groups as to what the BBC could do to make its services better



3) Interviews with people who work in the area of media and learning difficulties.



This is to invite your group to take part in the first stage of the research by filling in the Questionnaire. The questionnaire has been put together by the BBC working with People First Kentish Town.



If you would like to take part then the next page tells you what it will mean. You need to read it carefully and then if you still want to take part contact us at:



The Learning Difficulties Project  
BBC, Media Centre, Media Village  
White City, 201 Wood Lane  
London W12 7TQ

[LearningDifficulties@bbc.co.uk](mailto:LearningDifficulties@bbc.co.uk)



0208 008 4297

## TAKING PART IN THE BBC RESEARCH: WHAT IT WILL MEAN FOR YOU.

### FILLING IN THE QUESTIONNAIRE

The questionnaire is long because there are a lot of things the BBC want to know. We think it will take between 1 and a half to 2 hours to complete.

We are proposing to visit those groups who want to take part; bring the questionnaire with us and fill them in with people. So if you want to take part you will need to be able to put aside either a morning, afternoon or evening. To take part you will need a minimum of 12 people and we would like more if possible.

### ARRANGEMENTS FOR FILLING IN THE QUESTIONNAIRE

We think that people will need to work in groups with up to 15 people in a group. The groups will need to sit around tables so that they can write on the questionnaire. Each group will have a facilitator who will read out the questions and then people will fill them in – with help if they need it.



We see a typical time table for a morning as follows –



10.00 am arrive and get into groups



10.30am – 12.00 filling in questionnaire with a short break in the middle



Lunch 12 to 1.00pm

An afternoon session would start with people arriving at around 1.30pm and an evening session from 6.30. We are happy to try and fit in with what suits you but we do need to have enough people at a meeting to make it worth us visiting.

The BBC will be sending at least 2 people to be at each meeting.



## MONEY

The BBC expects to meet the costs of the meeting which we think can include any of the following

a) cost of a place to hold the meeting



b) cost of transport to the meeting



c) cost of refreshments



d) cost of facilitation if additional facilitation is needed



## **WHAT HAPPENS NEXT**

If having read the above you still want to take part then please contact us. We are hoping the meetings will take place all over the country.

The information we need is the number in your group and where you are based.

## **Appendix 3      The participants**

### **1. The groups that completed the questionnaire came from the following organisations:**

Avening Centre – Home Farm Trust – Gloucestershire  
Bradford People First  
Brent Advocacy Concern – North London  
Brockenhurst Gateway Club – Southampton  
The Chapel Centre – Lincs Social Services  
Change – Leeds  
Chiltern Gateway Club – Mencap – Bucks  
Craigavon & Banbridge Community HSS Trust – Northern Ireland  
The Circles Project – Centre 404 – North London  
Dilston Hall College – Hexham – Cumbria  
ECHOES Advocacy Group – Cleveland  
Grapevine Self-Advocacy Project – Coventry  
Greenwich Social Services  
Integrate – Preston  
Interplay Theatre – Leeds  
Keyring – Living Support Network – Lincs  
Learning Curve – West London  
Little Gypps Resource Centre – Essex Social Services  
MacIntyre Centre – Mencap – Oxfordshire  
Mencap Wakefield  
Milton Heights – Home Farm Trust – Oxford  
Mid Staffs Mencap  
Open Minds – Pewsey – Wilts  
Parmis – Scotland  
Pembs & Derwen NHS Trust – South Wales  
People First Kentish Town  
People First Edinburgh  
People First Glasgow  
People First Scotland  
People First Staffordshire  
People First Tameside – Manchester  
People Matters – Leeds  
Powys People First – South Wales  
Preston People First  
Pyramid of Arts – Leeds  
REACT – Catholic Care Services – Preston  
Scottish Council of Learning Difficulties  
Sterling Road Centre – West London  
SWAT Project – West London  
VDO Project – West London  
VOCAL Independent Advocacy – Devon  
Welmede Housing Association – Surrey  
WROC Micklefield Outreach – Buckinghamshire Learning Disability Service

### **2. The following lists the individuals who took part in the focus groups and the organisations they came from:**

#### **In London**

Carol Water and Copeland Ingram: Centre 404  
Kenny Vestervelt and Eric Marten: Brent Advocacy

Mark Jude and Matthew Mattingly: Keyring – Lincs  
Matthew Erskine: Welmede Housing Trust  
David James: MEdia  
Andrew Gayle and Michael Brookstein: People First Kentish Town  
David Collins and Jennifer Basterfield: Bucks Learning Disability Service

### **In Manchester**

David Wood: REACT – Preston  
Michael Hyde: Integrate – Preston  
Lyndon Strickland: Pyramid of Arts – Leeds  
Rachel Barker: Interplay – Leeds  
Mike Adams and Jeannette Jones: People First Tameside

### **In Birmingham**

Andrea Davies: Powys People First – South Wales  
John McGowen and Lynne Cooper: The Grapevine – Coventry  
Heather Mansell and James O'Rourke: Mencap Mid Staffs

### **In Glasgow**

Lachie Mackinnon and Caroline Gray: Scottish Council of Learning Disabilities  
Alex Patterson and Jim Dorcin: People First Glasgow  
Graham Duncan and Ivan Cohen: People First Scotland  
Steven Laing: People First Ayrshire

### **On the internet**

Keith Lynch: People First Scotland  
Paul Russell and Thea Cane: Interplay – Leeds  
Raymond Johnson and Steven Grundy: People First Kentish Town  
George Bentley and Tommy Reddrist: Bradford People First

### **3. People who took part in structured interviews – almost all interviews took place over the telephone:**

Kathryn Chainey – Assistant Regional Director, SE Home Farm Trust  
Jonathan Chetwynd – creator of Peepo  
Simon Cramp – member of Ofcom's Advisory Committee on Older and Disabled People  
Francesca Deakin – PR and Marketing Manager – Mencap  
Ciara Evans – Celebrity Research Assistant – Mencap  
Kate Gascoigne – CTEC Centre Manager: Home Farm Trust  
Tom Hofer – Interplay – Youth Theatre Director  
Marion Janner – Director – MEdia  
Caroline Lambie – Web Communications Manager – Mencap  
Brian Pearson – Communication Support Worker, Pembs & Derwen NHS Trust

In addition to the above, discussions took place with a number of colleagues across the BBC.

## Appendix 4 What people watched on TV

The following tables show in some detail both people's favourite genre and their favourite programmes.

As noted in the main body of the report, genre differences against gender are to some degree predictable and shared by the general population. So sport was picked by around 56% of men compared to 21% of women, while more women (70%) chose soaps compared to men (48%).

Table 1: What types of TV programmes do you like watching? – gender profile  
Base: all who watch TV

	<b>Total</b>	<b>Male</b>	<b>Female</b>
Sample base in numbers	<b>546</b>	<b>307</b>	<b>239</b>
Soaps	<b>57.7</b>	48.2	69.9
Sport	<b>40.7</b>	56	20.9
Music	<b>37.2</b>	34.9	40.2
Police drama	<b>35.2</b>	33.9	36.8
Hospital drama	<b>30.8</b>	21.8	42.3
News	<b>29.9</b>	33.6	25.1
Wildlife (programmes about animals)	<b>26.4</b>	23.8	29.7
Cookery	<b>26.2</b>	21.5	32.2
Films	<b>24.9</b>	25.4	24.3
Comedy	<b>20.3</b>	21.5	18.8
Local news	<b>19.2</b>	23.5	13.8
Game/quiz shows	<b>18.3</b>	17.6	19.2
Cartoons	<b>17.6</b>	17.6	17.6
Holiday programmes	<b>14.7</b>	12.7	17.2
Documentaries (programmes about real life)	<b>13.2</b>	15	10.9
Reality TV ( <i>Big Brother, I'm a Celebrity</i> )	<b>11.5</b>	9.4	14.2
Gardening	<b>11.4</b>	13	9.2
DIY programmes	<b>7.0</b>	5.9	8.4
History programmes	<b>4.8</b>	5.2	4.2
Children's	<b>1.1</b>	1	1.3
Other	<b>2.7</b>	1.6	4.2
No answer	<b>5.3</b>	5.9	4.6

In Table I above, Children's was extracted from Other. In fact, as was clear from people's favourite programmes, a considerable percentage of this community watch children's and young people's programmes.

There were, however, differences against age. As might be expected, music was more popular with the young age groups (50% younger compared to 30% older), cartoons were twice as popular with the younger age group, and comedy slightly more popular. News rose in popularity with age (from 22% to 45%), and documentaries and gardening were twice as popular with the older age group than they were with the youngest age group.

Table 2: What types of TV programmes do you like watching? – against age  
Base: all who watch TV

	<b>Total</b>	<b>Age 16–24</b>	<b>Age 25–34</b>	<b>Age 35–44</b>	<b>Age 45–54</b>	<b>Age 55+</b>
Sample base in numbers	<b>546</b>	<b>92</b>	<b>135</b>	<b>161</b>	<b>100</b>	<b>58</b>
Soaps	<b>57.7</b>	51.1	64.4	58.4	55.0	55.2
Sport	<b>40.7</b>	35.9	42.2	42.2	42.0	37.9
Music	<b>37.2</b>	50.0	45.9	33.5	26.0	25.9
Police drama	<b>35.2</b>	26.1	40.0	31.1	37.0	46.6
Hospital drama	<b>30.8</b>	33.7	28.1	33.5	26.0	32.8
News	<b>29.9</b>	21.7	23.7	28.6	39.0	44.8
Wildlife (programmes about animals)	<b>26.4</b>	20.7	24.4	24.2	35.0	31.0
Cookery	<b>26.2</b>	35.9	22.2	25.5	25.0	24.1
Films	<b>24.9</b>	25.0	25.9	23.6	27.0	22.4
Comedy	<b>20.3</b>	22.8	21.5	20.5	17.0	19.0
Local news	<b>19.2</b>	14.1	15.6	18.6	25.0	27.6
Game/quiz shows	<b>18.3</b>	18.5	15.6	16.8	23.0	20.7
Cartoons	<b>17.6</b>	25.0	23.0	17.4	8.0	10.3
Holiday programmes	<b>14.7</b>	12.0	12.6	14.3	19	17.2
Documentaries (programmes about real life)	<b>13.2</b>	8.7	11.1	13.0	19.0	15.5
Reality TV ( <i>Big Brother, I'm a Celebrity</i> )	<b>11.5</b>	17.4	17	9.3	7.0	3.4
Gardening	<b>11.4</b>	6.5	9.6	9.9	19.0	13.8
DIY programmes	<b>7.0</b>	6.5	8.9	7.5	4.0	6.9
History programmes	<b>4.8</b>	2.2	5.9	5.6	6.0	1.7
Children's	<b>1.1</b>	5.4	0	0.6	0	0
Other	<b>2.7</b>	6.5	0.7	4.3	0	1.7
No answer	<b>5.3</b>	5.4	3.0	6.8	6.0	5.2

Whilst the types of programmes people liked to watch is clear, they do not always coincide with the actual programmes people selected as their favourites. There were reasons for this. The first is that people often did not know the name of particular programmes and, for example, simply put down "animals". So wildlife programmes which feature as their seventh most watched genre (Table I) do not appear at all within their top ten programmes. This was particularly the case with people watching digital channels: for example WWF, which is an American Wrestling channel, was simply listed as a programme choice.

The programmes which were virtually treated as genres were sport, wildlife, films and children's, and the table below shows that, when working from programmes, sport and the news were slightly less popular than when selected as genres. Children's was much more present.

Table 3: Genre from favourite programmes against gender and age  
Base: all who watch TV

	<b>Total</b>	<b>Male</b>	<b>Female</b>	<b>Age 16-24</b>	<b>Age 25-34</b>	<b>Age 35-44</b>	<b>Age 45-54</b>	<b>Age 55+</b>
Sample base in numbers	<b>546</b>	<b>307</b>	<b>239</b>	<b>92</b>	<b>135</b>	<b>161</b>	<b>100</b>	<b>58</b>
Sport	<b>31.7</b>	43.6	16.3	22.8	32.6	32.9	40	25.9
News	<b>25.5</b>	27.7	22.6	22.8	19.3	20.5	38	36.2
Children's/young people's	<b>13.4</b>	11.1	16.3	25	10.4	14.3	9	6.9

Table 4: What are your favourite programmes?

Base: all who watch TV

	<b>Total</b>	<b>Male</b>	<b>Female</b>	<b>Age 16–24</b>	<b>Age 25–34</b>	<b>Age 35–44</b>	<b>Age 45–54</b>	<b>Age 55+</b>
Sample base in numbers	<b>546</b>	<b>307</b>	<b>239</b>	<b>92</b>	<b>135</b>	<b>161</b>	<b>100</b>	<b>58</b>
EastEnders	<b>59.7</b>	49.5	72.8	55.4	61.5	60.9	59	60.3
Coronation Street	<b>55.3</b>	45.3	68.2	47.8	51.9	60.2	55	62.1
The Bill	<b>48.5</b>	49.2	47.7	47.8	46.7	51.6	47	48.3
Emmerdale	<b>41.2</b>	31.9	53.1	35.9	38.5	40.4	42	56.9
Casualty	<b>28.4</b>	23.1	35.1	32.6	25.2	31.1	26	25.9
Neighbours	<b>27.3</b>	22.8	33.1	28.3	34.1	30.4	18	17.2
Top of the Pops	<b>20.2</b>	20.5	21	17.4	25.9	24.2	16	10.3
Holby City	<b>19.4</b>	13.7	26.8	25	14.8	19.9	19	20.7
Home and Away	<b>16.3</b>	10.7	23.4	17.4	21.5	16.1	13	8.6
Heartbeat	<b>15.4</b>	12.1	19.7	10.9	13.3	15.5	20	19
Ready Steady Cook	<b>9.5</b>	7.6	12.6	17.4	8.9	8.0	7	8.6
Hollyoaks	<b>8.4</b>	4.6	13.4	14.1	11.9	6.2	6	1.7
Who Wants to Be a Millionaire?	<b>7.9</b>	8.9	9	10.9	8.1	6.8	8	6.8
Only Fools and Horses	<b>7.7</b>	8.3	7.14	14.2	8.9	5.6	7	1.7
Strictly Come Dancing	<b>5.2</b>	5.3	5.5	4.4	3	3.7	8	12
National Lottery	<b>4.7</b>	5.9	3.4	4.4	3.7	4.3	6	6.9
Countdown	<b>4.1</b>	3.9	5	5.5	4.4	3.7	1	8.6
The Simpsons	<b>3.8</b>	4.6	3.4	9.8	5.9	2.5		
Ground Force	<b>3.6</b>	3.9	3.4	8.72	4.4	4.3	4	3.4
The Weakest Link	<b>3.2</b>	7.6	0.8	5.5	1.5	3.1	3	5.1
Midsomer Murders	<b>2.9</b>	2.3	3.8	6.5	0.7	1.9	4	3.4
Family Affairs	<b>2.6</b>	1.3	4.2	1.1	2.2	5.0	2	0
Doctors	<b>2.0</b>	1.3	3	3.3	1.5	1.2	3	0
River City	<b>1.6</b>	1	2.5	0	3.7	1.2	1	1.7
Himalaya with Michael Palin	<b>0.7</b>	1.3	0	1.1	0	0	0	5.2
Silver Street	<b>0.5</b>	0.3	0.8	0	0.7	1.2	0	0
Frances Tuesday	<b>0.2</b>	0.3	0	0	0	0	0	1.7
No answer	<b>6.8</b>	9.8	2.9	8.7	9.6	4.3	7	3.4

As can be seen, most of the top 20 programmes in Barb (Table 5 below) were mentioned by people taking part in the research – the exceptions being Doc Martin and Ant & Dec’s Saturday Night Takeaway – but many were rated considerably lower by the learning disabled community.

Table 5: Top 20 programmes – Barb, October 2004

<b>Barb Top 20 programmes October 2004</b>	<b>Barb rating</b>	<b>LD research rating</b>
Coronation Street	1	2
EastEnders	2	1
Emmerdale	3	4
Heartbeat	4	11
Doc Martin	5	0
Himalaya with Michael Palin	6	0
Midsomer Murders	7	22
Foyle's War	8	0
Frances Tuesday	9	0
Casualty	10	5
Ant & Dec's Saturday Night Takeaway	11	0
Film: Die Another Day	12	0
Strictly Come Dancing	13	16
The Bill	14	3
The X Factor	15	0
Antiques Roadshow	16	0
Trial and Retribution	17	0
BBC News	18	7
Holby City	19	9
Who Wants To Be A Millionaire?	20	14

## Appendix 5 What people listened to

There were very few differences in what people listened to. There was a falling off in the popularity of pop and rock music but not as much as would be expected within the general population. Folk, religious, and country and western music were all more popular with the older age group.

Table 1: Music preferences for radio listening – age profile

	<b>Total</b>	<b>Age 16–24</b>	<b>Age 25–34</b>	<b>Age 35–44</b>	<b>Age 45–54</b>	<b>Age 55+</b>
Number of research participants who listen to radio	<b>441</b>	<b>77</b>	<b>112</b>	<b>121</b>	<b>80</b>	<b>51</b>
Pop music	<b>78.7</b>	87.0	80.4	76.9	80	64.7
Rock music	<b>35.4</b>	36.4	35.7	37.2	37.5	25.5
Country and western	<b>33.8</b>	15.6	24.1	36.4	47.5	54.9
Classical music	<b>24.0</b>	28.6	19.6	21.5	30.0	23.5
Jazz	<b>18.1</b>	15.6	16.1	18.2	21.3	21.6
Soul music	<b>15.2</b>	9.1	14.3	14.9	25.0	11.8
Reggae music	<b>15.0</b>	9.1	14.3	17.4	22.5	7.8
Folk music	<b>14.1</b>	11.7	6.3	9.9	22.5	31.4
Rap/hip hop	<b>14.1</b>	18.2	10.7	17.4	11.3	11.8
Religious music (gospel, hymns)	<b>13.8</b>	10.4	9.8	8.3	21.3	29.4
Blues	<b>13.4</b>	10.4	12.5	14.9	13.8	15.7
World music	<b>10.4</b>	10.4	8.9	9.9	15	7.8
Dance music	<b>1.4</b>	3.9	0.9	0	0	3.9
Heavy metal	<b>0.9</b>	3.9	0.9	0	0	0
Brass band music	<b>0.5</b>	0	0.9	0	1.3	0
Opera	<b>0.2</b>	0	0	0	0	2
Other	<b>3.2</b>	5.2	4.5	3.3	0	2
No answer	<b>1.1</b>	0	0	1.7	2.5	2

Table 2 shows that the most marked differences in what people listen to are against ethnicity, with a larger percentage of people of African and Asian origins listening to jazz, soul, reggae, rap, hip hop, blues, world and religious music than those from the white community. The kind of cultural interchange which has happened in mainstream society, where young people, whatever their racial backgrounds, are likely to be listening to a range of black music, does not seem to have happened within this community. Likewise, folk music, country and western, and classical music were all listened to in the main by members of the white community.

Table 2: Music preferences for radio listening – ethnic profile

Base: all who listen to music on the radio

	<b>Total</b>	<b>White</b>	<b>African/Asian backgrounds</b>
Sample base in numbers	<b>441</b>	<b>407</b>	<b>34</b>
Country and western	<b>33.8</b>	35.7	11.8
Classical music	<b>24.0</b>	24.6	14.7
Jazz music	<b>18.1</b>	17.5	26.5
Soul music	<b>15.2</b>	14.8	20.6
Reggae music	<b>15.0</b>	13.3	32.4
Folk music	<b>14.1</b>	14.8	5.9
Rap/hip hop	<b>14.1</b>	12.6	32.4
Religious music (gospel, hymns)	<b>13.8</b>	13.1	23.5
Blues	<b>13.4</b>	12.6	23.5
World music	<b>10.4</b>	8.6	29.4

The differences within nations are perhaps less marked than those within ethnicity but nevertheless they do exist, as can be seen from Table 3. First, the ethnic differences already noted are reflected in the geographic difference since those from ethnic minority backgrounds taking part in the research were all based in England. Other differences are the larger percentage of people listening to folk music in Scotland, Northern Ireland and Wales compared to those in England. This reflects one of the few geographic differences present within the research, which was people's stated sense of being Scottish or Welsh. The lack of a stated sense of Northern Irish identity (no one taking part in the research actually mentioned that they were Irish) was perhaps due to the younger average age of this group, but it was a difference that obviously existed when it came to music. There is also the fact that more people in Scotland, Wales and Northern Ireland listen to country and western music than do those living in England, reflecting what happens within mainstream society.

Table 3: Music preferences for radio listening – national profile

<b>Column %</b>	<b>Total</b>	<b>England</b>	<b>Scotland</b>	<b>Wales</b>	<b>Northern Ireland</b>
No. of Research participants who listen to radio	<b>441</b>	<b>334</b>	<b>68</b>	<b>25</b>	<b>14</b>
Pop music	<b>78.7</b>	80.1	67.6	88.0	85.7
Rock music	<b>35.4</b>	36.0	29.4	32.0	57.1
Country and Western	<b>33.8</b>	28.5	45.6	40.0	21.4
Classical music	<b>24.0</b>	25.8	20.6	24.0	0
Jazz music	<b>18.1</b>	19.8	11.8	20.0	7.1
Soul music	<b>15.2</b>	17.1	5.9	16.0	14.3
Reggae music	<b>15.0</b>	17.4	5.9	16.0	0
Folk music	<b>14.1</b>	11.4	20.6	28.0	21.4
Rap/Hip Hop	<b>14.1</b>	15.3	10.3	12.0	7.1
Religious (gospel, hymns)	<b>13.8</b>	14.4	10.3	24.0	0
Blues	<b>13.4</b>	14.4	8.8	12.0	14.3
World music	<b>10.4</b>	11.7	2.9	12.0	14.3
Dance music	<b>1.4</b>	1.5	1.5	0	0
Heavy Metal	<b>0.9</b>	0.3	0	0	21.4
Brass band music	<b>0.5</b>	1.0	0	0	0
Opera	<b>0.2</b>	0.3	0	0	0
Other	<b>3.2</b>	2.4	5.9	4.0	7.1
No answer	<b>1.1</b>	1.5	0	0	0

People did listen to programmes other than music (Table 4 below). People used the radio to listen to news, with local news being slightly more listened to than national news, and to sport. However, those listening represented less than a third of those taking part in the research. In the research, men listened to news more than women – a reverse of the situation in the general population and probably a reflection of the fact that men in this community spend more time at home.

People wanted programmes about learning difficulties/disabilities on TV. When it came to programmes on radio that might cover such subjects, such as *You and Yours*, then less than 5% of those taking part in the research would be likely to be listening.

Table 4: Non-music preferences for radio listening – gender and age profile  
Base: all who listen to radio

	<b>Total</b>	<b>Male</b>	<b>Female</b>	<b>Age 16–24</b>	<b>Age 25–34</b>	<b>Age 35–44</b>	<b>Age 45–54</b>	<b>Age 55+</b>
Sample base in numbers	<b>458</b>	<b>269</b>	<b>189</b>	<b>80</b>	<b>114</b>	<b>125</b>	<b>88</b>	<b>51</b>
Local news	<b>38.4</b>	39.0	37.6	35.0	39.5	39.2	36.4	43.1
News	<b>38.0</b>	42.0	32.3	31.3	34.2	38.4	44.3	45.1
Sport	<b>37.1</b>	48.3	21.2	43.8	38.6	32.8	36.4	35.3
Interviews with celebrities	<b>19.9</b>	17.5	23.3	22.5	22.8	24.8	14.8	5.9
Quiz shows	<b>18.8</b>	20.4	16.4	28.8	20.2	20	11.4	9.8
Soaps, e.g. <i>The Archers</i>	<b>18.1</b>	18.2	18	17.5	14.9	19.2	18.2	23.5
Phone-in shows	<b>17.7</b>	18.6	16.4	18.8	14.9	18.4	19.3	17.6
Comedy	<b>17.7</b>	18.2	16.9	22.5	19.3	18.4	14.8	9.8
Talk radio e.g. BBC Radio 4	<b>12.0</b>	14.5	8.5	8.8	11.4	11.2	14.8	15.7
Plays	<b>10.3</b>	8.6	12.7	11.3	8.8	12.8	6.8	11.8
Gardening	<b>8.7</b>	10.8	5.8	5	6.1	7.2	10.2	21.6
Interviews with politicians	<b>6.8</b>	8.9	3.7	6.3	6.1	6.4	8	7.8
Programmes about health issues	<b>6.6</b>	5.9	7.4	10	5.3	8.8	5.7	0
Documentaries (programmes about real life)	<b>5.2</b>	5.2	5.3	3.8	5.3	4.8	6.8	5.9
Magazine programmes e.g. <i>Woman's Hour</i> , <i>You and Yours</i>	<b>3.9</b>	2.2	6.3	7.5	2.6	2.4	4.5	3.9
History	<b>3.3</b>	3.7	2.6	5	1.8	2.4	5.7	2
Other	<b>0.7</b>	1.1	0	0	1.8	0	0	2
No answer	<b>19.4</b>	16	24.3	18.8	22.8	20	14.8	19.6

The differences across gender and age in what people listen to are those which would be expected: more men listening to sport, people in the older age brackets being more likely to listen to news, and indeed to talk radio in general; and the younger generation being more interested in celebrity. All of these reflect patterns of listening within the general population.

There were no notable differences in what people listened to by race or geography, apart from in the area of news (Table 5) where people in Wales and Northern Ireland listened to considerably more news than those in Scotland and England.

Table 5: Preferences for listening to radio news – national profile

Base: all who listen to the radio

	<b>Total</b>	<b>England</b>	<b>Scotland</b>	<b>Wales</b>	<b>Northern Ireland</b>
Sample base in numbers	<b>458</b>	<b>350</b>	<b>69</b>	<b>25</b>	<b>14</b>
Local news	<b>38.4</b>	39.7	31.9	40.0	50.0
News	<b>38.0</b>	39.4	24.7	56.0	50.0

Table 6: Preferred top ten radio stations – learning disabled community compared with the general population

<b>Channel</b>	<b>LD research</b>	<b>General population</b>
Local commercial radio	39.7	54.3
BBC Radio 1	32.5	21.2
BBC Radio 2	24.5	25.0
BBC local radio	23.8	19.1
National commercial radio	22.4	27.1
BBC Radio Five Live	15.9	11.5
BBC Radio 4	13.3	17.3
Classic FM	10.0	11.8
BBC Five Live Sport Extra	8.3	0.6
talkSPORT	7.0	3.9
BBC Radio 3	6.3	3.8
BBC 6 Music	5.0	0.5
Jazz FM	5.0	2.9
BBC 7 comedy	3.1	0.7
BBC iXtra	2.2	0.6
BBC Asian Network	2.0	1.3
BBC World Service	1.5	2.2

The popularity of radio stations with this community was not substantially different from the popularity of radio stations within the general population. The major difference was in the popularity of sport radio – considerably more popular with the learning disabled community – and the popularity of local BBC radio. In the main, the choice of station reflected people’s interest in music.

Table 7: Favourite radio stations – age profile

Base: all who listen to radio

	<b>Total</b>	<b>Age 16–24</b>	<b>Age 25–34</b>	<b>Age 35–44</b>	<b>Age 45–54</b>	<b>Age 55+</b>
Sample base in numbers	<b>458</b>	<b>80</b>	<b>114</b>	<b>125</b>	<b>88</b>	<b>51</b>
Local commercial radio	<b>39.7</b>	46.3	46.5	35.2	38.6	27.5
BBC Radio 1	<b>32.5</b>	35.0	28.1	36.0	35.2	25.5
BBC Radio 2	<b>24.5</b>	20.0	18.4	22.4	33.0	35.3
BBC local radio	<b>23.8</b>	12.5	23.7	28.8	19.3	37.3
National commercial radio – pop music based	<b>22.4</b>	25.0	22.9	22.4	19.4	21.6
BBC Radio Five Live	<b>15.9</b>	16.3	15.8	16.0	18.2	11.8
BBC Radio 4	<b>13.3</b>	11.3	10.5	10.4	20.5	17.6
Classic FM	<b>10.0</b>	13.8	8.8	8.8	9.1	11.8
BBC Five Live Sport Extra	<b>8.3</b>	8.8	7.0	9.6	8.0	7.8
talkSPORT	<b>7.0</b>	6.3	5.3	5.6	11.4	7.8
BBC Radio 3	<b>6.3</b>	3.8	7.0	6.4	9.1	3.9
BBC 6 Music	<b>5.0</b>	8.8	7.0	3.2	2.3	3.9
Jazz FM	<b>5.0</b>	6.3	4.4	6.4	2.3	5.9
BBC 7 comedy	<b>3.1</b>	1.3	0.9	4.0	5.7	3.9
BBC 1Xtra	<b>2.2</b>	3.8	0.9	1.6	2.3	3.9
BBC Asian Network	<b>2.0</b>	1.3	3.5	1.6	1.1	2.0
BBC World Service	<b>1.5</b>	1.3	2.6	0.8	1.1	2.0
Other	<b>4.8</b>	6.3	7.9	4.0	3.4	0

## Appendix 6      Bibliography

This lists some of the main publications that have informed our research.

Aspis, S. in Corker M and French S. (eds) (1999) *What they don't tell people with learning difficulties. Disability Discourse*, Buckingham: Open University Press

Beyer S., Grove B., Schneider J., Simons K., Williams V., Heyman A., Swift P., and Krijnen-Kemp E., (2004) *Working lives: The role of day centres in supporting people with learning disabilities into employment*. Research Report No 203 Department for Works and Pensions and the Department of Health, Leeds. HMSO

Cole A., McIntosh B., and Whittaker A. (2000) *We want our voices heard*. Bristol: Published by the Policy Press for Joseph Rowntree Foundation

Department of Health (2001) *Valuing People: A New Strategy for Learning Disability for the 21st Century*

Disability Discrimination Act 1995, Part 3 Access to Goods and Services

Fryer T., and Russell O., in Fraser W., and Kerr M. (eds) (2003) *Applied Epidemiology in The Psychiatry of Learning Disabilities* (second edition). London: Gaskell Publications

The Foundation for People with Learning Disabilities (2001) *Learning Disabilities – The Fundamental Facts*. The Mental Health Foundation

Mir G., Nocon A., and Ahmad W., with Jones L. (2001) *Learning Difficulties and Ethnicity, Report to the Department of Health*. Centre for Research in Primary Care, University of Leeds

Moore M., Beazley S. and Maelzer J. (1998) *Human Rights and Society 0335198031* (paperwork)

Simons, K. (1999) *A place at the table?* Kidderminster: BILD Publications

Townsley R. and Karen G. (1997) *Plain Facts – Information about research for people with learning difficulties*. Bristol: Joseph Rowntree Foundation

## Appendix 7 Resources

British Institute of Learning Disabilities  
Wolverhampton Road  
Kidderminster  
Worcestershire  
DY10 3PP  
www.bild.org.uk

*“British Institute of Learning Disabilities (BILD) is committed to improving the quality of life for the 1.2 million people in the UK with a learning disability by influencing policy makers and other decision makers. Encouraging good practice amongst practitioners from a wide range of disciplines and helping people with learning disability take charge of their own lives and become part of an inclusive society.”*

Buckinghamshire Learning Disability Services  
WROC Micklefield Outreach  
5 Micklefield Road  
High Wycombe  
Buckinghamshire  
HP13 7EJ

*“Micklefield Outreach intends to enable people who have a learning disability to experience their day services as part of their local communities working alongside people who are not disabled in the neighbourhoods and setting they are familiar with rather than segregating them into a separate building. They try and create an enabling service which encourages people with learning disabilities to be full members of society, using the same facilities as the rest of us, and experiencing the rights and responsibilities that go with it. The Outreach service involves clients fully in planning their own service in a way that is relevant to them.”*

Ceredigion County Council – Social Services Department  
Pembrokeshire & Derwen NHS Trust  
CTLD Felinfach Centre  
Felinfach  
Lampeter  
SA48 8AF

*“The main aims and objectives of the Total Communication Strategy for the areas of Ceredigion, Carmarthenshire and Pembrokeshire is the underlying principle that communication is a basic human right and that recognising the importance of good communication skills, can help achieve independence in life. People with learning disabilities can learn to communicate more effectively if shown how to use a wide range of communication methods at an appropriate and realistic level for their individual abilities. These methods include – speech, eye contact, eye pointing, touch, pointing, body language, facial expression, signing, objects, photographs, pictures/line drawings, symbols, written words and technology such as communication aids, video, computers. Organising the methods of communication into a ‘common language’ and selecting the best combination for the individual’s communication needs. Adapting the individual’s environment to facilitate the use of the communication method. Recognising that by empowering people with learning disabilities to communicate increases their self esteem, competence, confidence, ability to make relationships, to make decisions and gives them more control over their lives. To provide communication training to health & social service staff, public bodies, families & carers.”*

Grapevine  
Doe Bank Lane  
Spon End, Coventry  
CV1 3AR

*“Grapevine is a pioneering drop-in centre for adults with learning difficulties in Coventry. It was established by the CDA in 1994 and is run co-operatively by staff and members. Anyone who attends the centre can become a member and help decide how money is spent, what types of activities are organised and how the centre is run.*

*Activities are chosen and planned with members and include web-site design, producing a newsletter, Inside – out, an evening social group and D:vine, a youth leisure project. The building and most facilities are accessible to wheelchair users.”*

Interplay Theatre – Leeds  
Armley Ridge Road  
Leeds  
LS12 3EH  
[www.interplaytheatre.org/interplay\\_leeds/about\\_yt.asp](http://www.interplaytheatre.org/interplay_leeds/about_yt.asp)

*“Interplay’s inclusive provision is committed to providing access, opportunity and focus through drama and theatre for young people with learning disabilities.”*

Joseph Rowntree Foundation  
The Homestead  
40 Water End  
York  
YO3 6LP  
[www.jrf.org.uk](http://www.jrf.org.uk)

*“The Joseph Rowntree Foundation is one of the largest social policy research and development charities in the UK. It spends about £7 million a year on a research and development programme that seeks to better understand the causes of social difficulties and explore ways of better overcoming them. The Foundation does not carry out the research in-house, but works in partnership with a large variety of academic and other institutions to achieve its aims.”*

Home Farm Trust  
Merchants House  
Wapping Road  
Bristol  
BS1 4RW  
[www.hft.org.uk](http://www.hft.org.uk)

*“HFT enables people with learning disabilities to develop their potential, to make informed choices and to take responsibility.”*

MEdia  
356 Holloway Road  
London  
N7 6PA  
[www.mhmedia.com/learning](http://www.mhmedia.com/learning)

*“MEdia – the learning difficulties media project – is helping people with learning difficulties make better use of the media as consumers, creators, contributors and content.”*

*MEdia is a project that brings together people with learning difficulties and those with expertise in the media and production to promote and support media involvement for people with learning difficulties. It has been developed with input from people with learning difficulties, and has people with learning difficulties as paid project staff and on the steering committee.”*

Mencap  
123 Golden Lane  
London  
EC1Y 0RT  
[www.mencap.org.uk](http://www.mencap.org.uk)

*“Mencap is the UK’s leading learning disability charity working with people with a learning disability and their families and carers.*

*They fight for equal rights, campaign for greater opportunities and challenge attitudes and prejudice. They also provide advice and support to meet people’s needs throughout their lives.”*

Norah Fry Research Centre  
University of Bristol  
3 Priory Road  
Bristol  
BS8 1TX  
[www.bris.ac.uk/Depts/NorahFry](http://www.bris.ac.uk/Depts/NorahFry)

People First (Self Advocacy)  
3rd Floor  
299 Kentish Town Road  
London  
NW5 2TJ  
[nationalteam@peoplefirstltd.com](mailto:nationalteam@peoplefirstltd.com)

*“People First is a self-advocacy organisation run for and by people with learning difficulties. At a national level they provide support, information, advice and training on issues relating to people with learning difficulties and promote the use of accessible information. The staff and volunteers at People First are involved in a number of campaigns for the rights of people with learning difficulties.*

*People First supports self-advocacy groups to be user-led, and to understand about equal opportunities.”*

Central England People First  
[www.peoplefirst.org.uk](http://www.peoplefirst.org.uk)

## Appendix 8      What else is happening

During the course of the research the following projects and organisations were found to be working in the field. They are included here for anyone who wishes to take this work further.

**Central England People First** is proposing to look at setting up a service that will provide news to people with learning difficulties in a way they can access. This would probably take the form of an accessible news website, which would take news from other sources and make it available on the website in easy-to-read versions. But it might also include voice versions of these stories, email newsletters, pictures and signs, online radio, television programmes and newspapers.

The project is at the research stage looking at whether there is a need for such a service, whether people will want to use it, the costs involved, and so on.

Contact: Karen Spence, Central England People First, PO Box 5200, Northampton NN2 7ZR. Tel 01604 721666. Email: [kspencer@peoplefirst.org.uk](mailto:kspencer@peoplefirst.org.uk)

**Common Knowledge** develops innovative learning for people with learning difficulties, their parents and carers primarily through IT. Its main aim is to promote the inclusion and connectedness of people with learning difficulties. So its homepage has a simple messaging system which helps people to connect and reconnect with others.

The website provides access to knowledge in those areas where there is usually a scarcity of accessible information for people with learning difficulties and their carers, such as sexuality, loss, and bullying and harassment.

Common Knowledge runs cyber groups, where people with learning difficulties produce online material, material that they want to have, including film reviews, recipes and tips on gardening and DIY. The groups are multi-purpose: as well as developing new IT skills, people with learning difficulties are expressing themselves and teaching others.

Common Knowledge's website is an IT teaching tool as well as a portal for learning.  
Contact: [info@ckglasgow.org.uk](mailto:info@ckglasgow.org.uk). Tel: 0141 276 3641

**MEdia** is a new project, helping people with learning disabilities to make better use of the media. It aims to enhance people's experiences as media:

- consumers – e.g. as TV owners and audiences
- contributors – to public media, from giving feedback to being interviewed
- creators – e.g. making websites or producing a video diary
- content – understanding and critiquing the portrayal (or absence) of people with learning difficulties in the media

Contact: Marion Janner, tel: 020 7700 8171; email: [marion.janner@ldmedia.org.uk](mailto:marion.janner@ldmedia.org.uk)

**Peepo.com** was the first web portal for people who are pre-literate or may have learning difficulties. It used a combination of words, sounds, symbols, graphics, illustrations and photos as links to appropriate resources. A range of online resources was created in response to the needs of users, many of whom are not media literate and may have problems using a mouse. Peepo.com was awarded six gold stars for accessibility from the Foundation for People with Learning Disabilities.

Peepo.co.uk was launched in December 2003. It used a combination of new technologies to provide a superior service, in a variety of European languages. The Peepo websites ran from December 1998 to December 2004.

For further information contact: Jonathan Chetwynd, 29 Crimsworth Road, London SW8 4RJ.  
Email: [j.chetwynd@btinternet.com](mailto:j.chetwynd@btinternet.com). Tel: 020 7978 1764

**Yap:** Mencap is producing a new website for 16–24 year olds with a learning disability. The ideas for the content and design of the site have come from groups of young people with a learning disability who have chosen themes like sport, music, fashion and soaps. The site will be totally accessible and will include video, photos and games. There will also be a moderated community area where users can upload pictures, chat on forums and send each other messages. The site was launched during Volunteering month in September 2005 and can be found at: [www.y-a-p.org.uk](http://www.y-a-p.org.uk).

Contact: Jo Fox, email: [jo.fox@mencap.org.uk](mailto:jo.fox@mencap.org.uk), or Caroline Lambie