

The **Be Curious Welcome Desk** is located to the left of Parkinson Court, just off Blenheim Terrace.

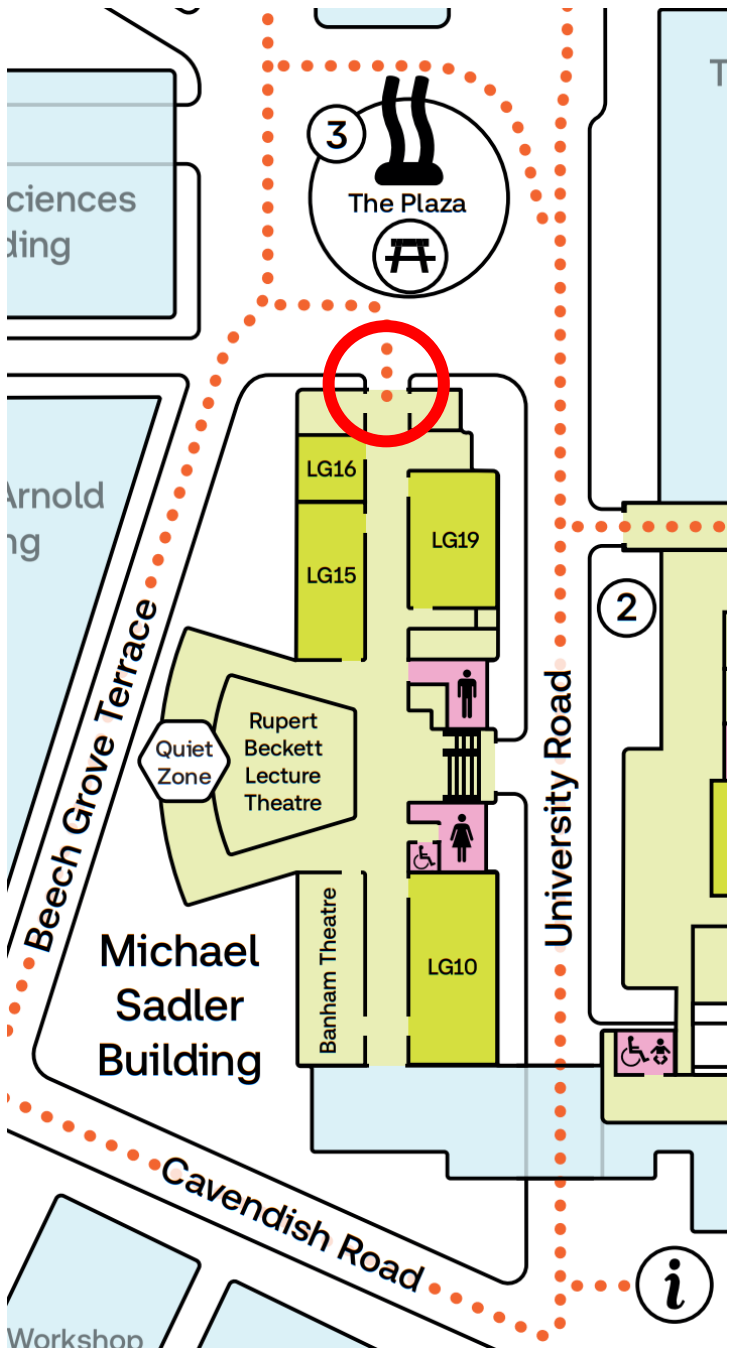
It is marked on the map with the information icon.



The **Welcome Desk** is accessible step-free either following the orange-dotted accessible route through the University's campus, as shown on the Be Curious map, or from Blenheim Terrace.

There will always be a member of staff at the **Welcome Desk** to offer any help you may need.





The **Michael Sadler Building** accessible entrance is circled on the map in red.


This is the accessible entrance to the **Michael Sadler Building**. It is accessible step-free following the orange dotted route on the map.



The step-free route to the **Michael Sadler Building** accessible entrance looks like this. This route circles around The Plaza.



Once you have circled around The Plaza, you will see a green sign on the wall to show that you have reached the **Michael Sadler Building**. The accessible entrance to the building is on the right.





There is an accessible toilet in the **Michael Sadler Building**.

You can reach the accessible toilet by following the corridor straight from the accessible entrance.

The toilets are then on left of the corridor.

The **accessible toilet** is sign-posted on the wall. It is next to the ladies' toilet, which is sign-posted on the wall above the entrance.

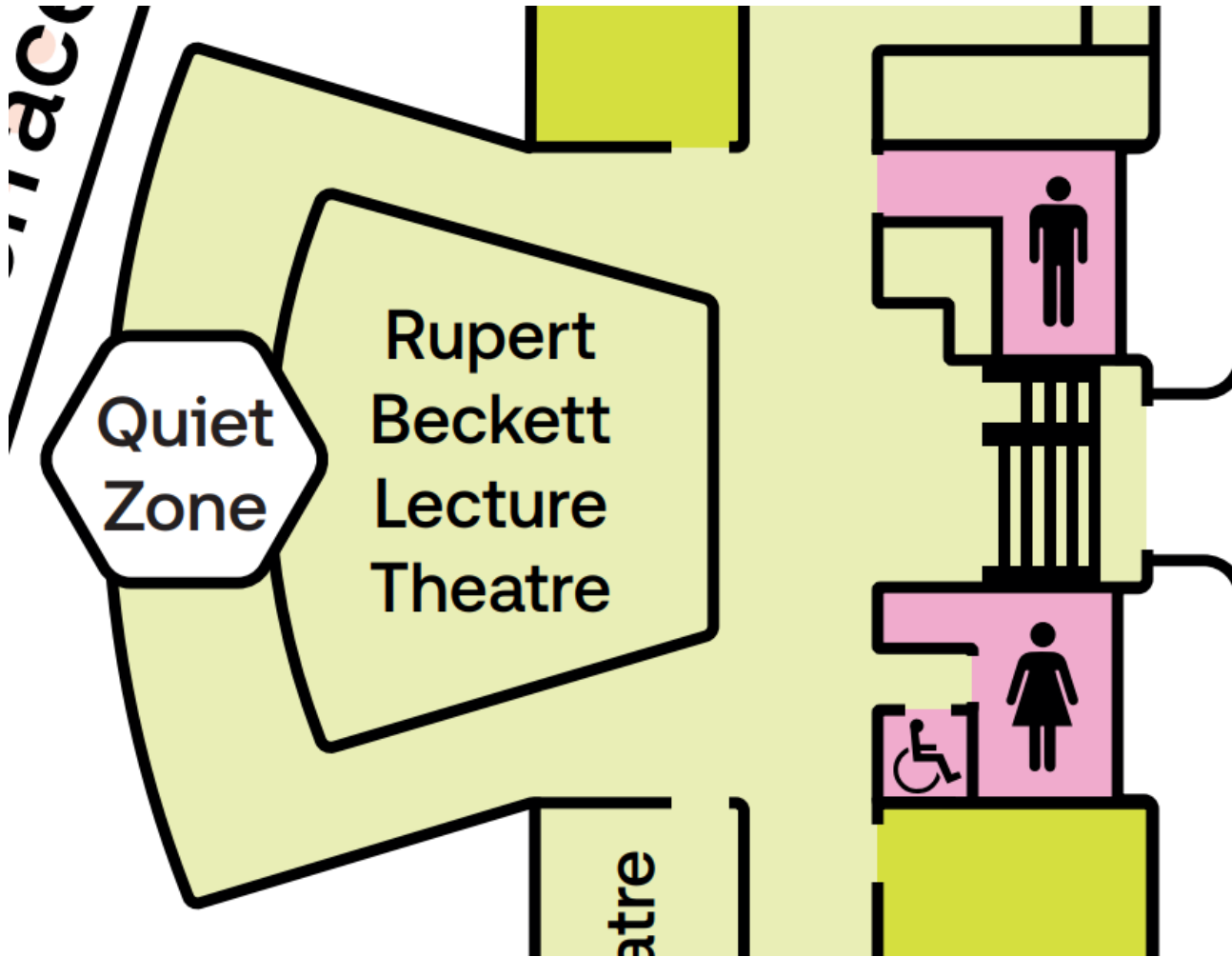
This is what the **accessible toilet** in the **Michael Sadler Building** looks like inside.





This is the **Quiet Zone** in the **Michael Sadler Building**.

This **Quiet Zone** is not accessible. There is an accessible quiet zone in **Baines Wing**.



You can reach the **Quiet Zone** from the accessible entrance of the **Michael Sadler Building** by following the corridor straight, then taking either the first or second right, opposite the toilets.

You can access the **Quiet Zone** on either side of the Rupert Beckett Lecture Theatre.

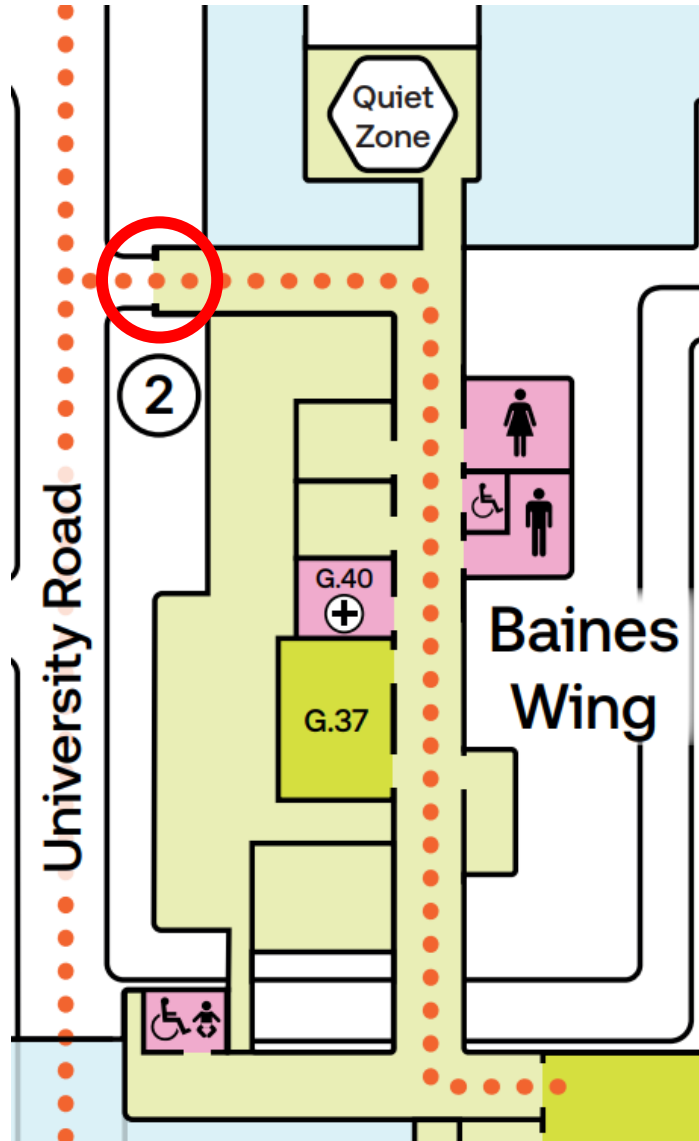


This is the left-hand route to the **Quiet Zone**.



This is the right-hand route to the **Quiet Zone**.

This is the **accessible entrance** to the **Baines Wing** just off University Road. You can access this door if you're coming from the Michael Sadler Building or the Welcome Desk. The location of the **accessible entrance** is circled on the map in red.



Just inside the accessible entrance, you will reach this is the corridor in the **Baines Wing**. Going straight ahead, you can either turn left to go to the **Quiet Zone** with step-free access, or turn right to get to the **accessible toilet**, and to get to **Parkinson Court**.



After turning left, you can find the **Quiet Zone** which you can reach step-free.

The first image shows the entrance to the **Quiet Zone**. The second image shows the inside of **Quiet Zone**



After turning right, you can find the **accessible toilet** on the left-hand side of the corridor. This is what the **accessible toilet** looks like inside.





This is the corridor to **Parkinson Court** from **Baines Wing**. The route is completely step-free.

The only accessible route to **Parkinson Court** is through the **Baines Wing**, as shown.

This is exit from **Baines Wing** to get to **Parkinson Court**.

To get to **Parkinson Court**, you would turn left after passing through this door. To get to the **accessible toilet** in Parkinson Court, you would need to turn right.



After turning left, you will see the accessible entrance to **Parkinson Court**, reached through **Baines Wing**.

If you turn right, you will reach the **accessible toilet and baby change**. This is what the door to the toilet and baby change, and the inside of the toilet and baby change look like.

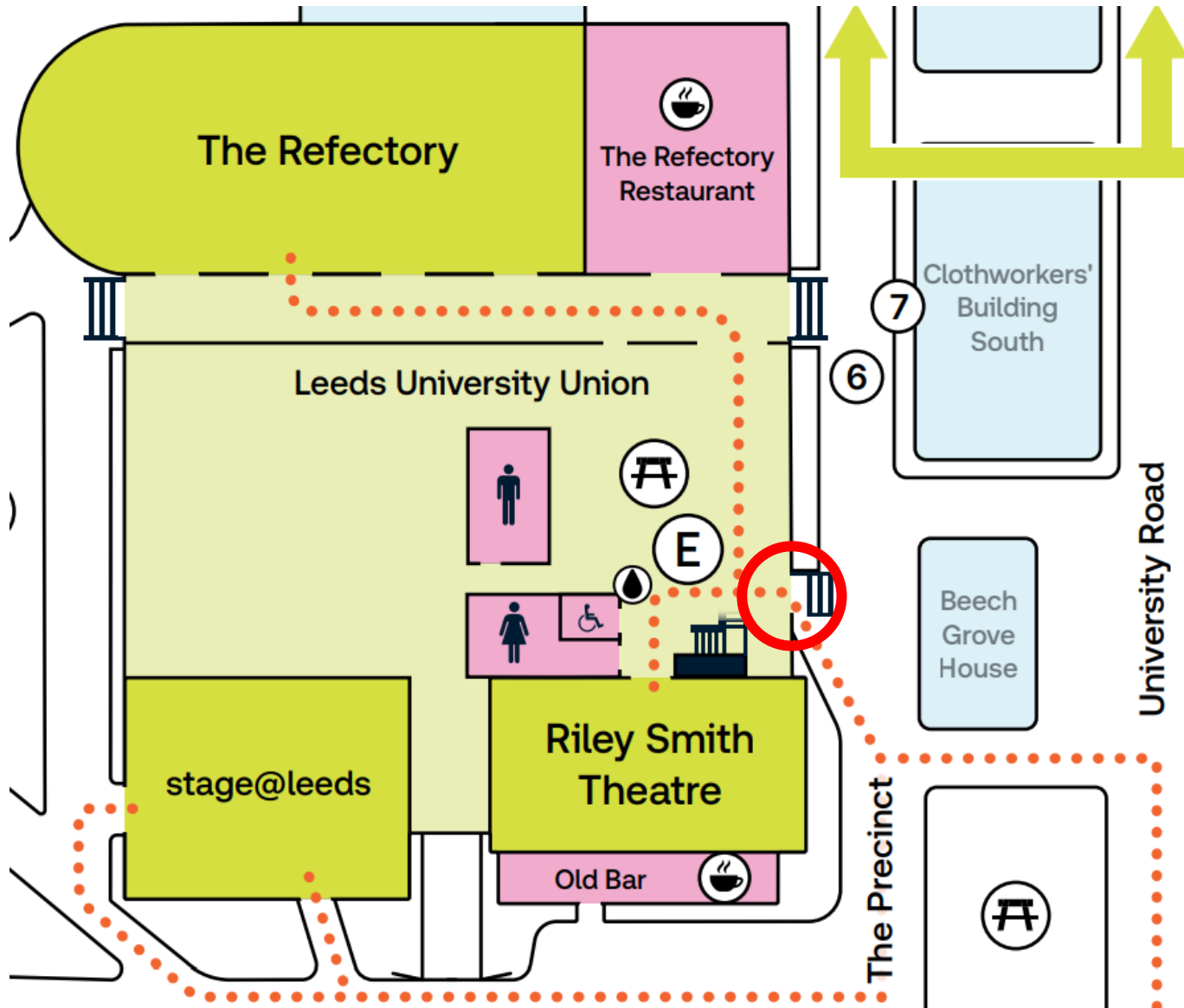




To return to the centre of the University campus, and exit both **Parkinson Court** and the **Baines Wing**, you would follow the same route backwards.

This is what the door to exit looks like.


This is the **accessible entrance** to the **Riley Smith Theatre** and **The Refectory**, just off The Precinct. You can access this door by following the orange dotted accessible route on the map. The location of the accessible entrance is circled on the map in red.



The step-free route to the **Riley Smith Theatre** and **The Refectory** accessible entrance looks like this. The route shown is coming from the direction of the **Welcome Desk**.



There is an **accessible toilet** next to the **Riley Smith Theatre**. This is what the door to the toilet looks like. You will need to press the touch pad to the right of the door for entry.





This is what the **accessible toilet** next to the **Riley Smith Theatre** looks like inside.



Access to **The Refectory** is step-free. This is the route to get to **The Refectory**. Once you are down the ramp, turn left to reach the entrance. This route is step-free.